

SERENITY™ PENDANT

PROJECT: _____

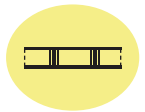
TYPE: _____

QUANTITY: _____



PN: 820SI

APPLICATION	<ul style="list-style-type: none"> • PENDANT MOUNT • INDOOR RATED
DIMENSION	<ul style="list-style-type: none"> • 24", 30", 36", 48" (61CM, 76CM, 91CM, 122CM)
ILLUMINATION	<ul style="list-style-type: none"> • DIFFUSE • LED 90CRI
ELECTRICAL	<ul style="list-style-type: none"> • 120V, 277V AND 347V • 10kA SURGE SUPPRESSION STANDARD
DIFFUSERS	<ul style="list-style-type: none"> • HIGH EFFICIENCY ACRYLIC
MOUNTING	<ul style="list-style-type: none"> • STEM MOUNT
CONSTRUCTION	<ul style="list-style-type: none"> • STEEL
FINISHES	<ul style="list-style-type: none"> • AVAILABLE IN SEVERAL TMS PLATED, AND POWDER COATED FINISHES • CUSTOM RAL FINISHES AVAILABLE
DIMMING	<ul style="list-style-type: none"> • 0 - 10V STANDARD DIMMING (1%)
WEIGHT	<ul style="list-style-type: none"> • 36 LBS MAXIMUM



DIFFUSE

SERENITY™ PENDANT



PROJECT: _____

TYPE: _____

QUANTITY: _____

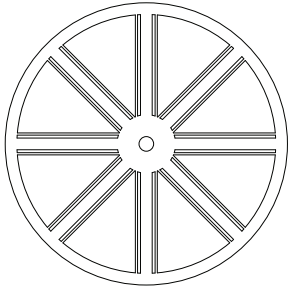
820SI

1 2 3 4 5 6 7 8

1.	24			30			36			48								
DIAMETER	24"D X 24"H (61CM X 61CM)			30"D X 24"H (76CM X 61CM)			36"D X 30"H (91CM X 76CM)			48"D X 36"H (122CM X 92CM)								
2.	40LED			60LED			75LED			40IN4			60IN6					
ILLUMINATION	40LED			60LED			75LED			40IN4			60IN6					
LED (W)	40W			240			240			160			300					
LUMENS	24" : 3370			36" : 5108			48" : 5875			24", 36" ONLY			40" ONLY					
3.	---			30K			35K			40K								
LED CCT	NONE			3000			3500			4000								
4.	120						277						347					
VOLTAGE	120V						277V						347V					
5.	SN	CH	BC	AC	AB	SB	PB	F04	F05	F16								
FINISH	SATIN NICKEL	CHROME	BLACK CHROME	ANTIQUÉ COPPER	ANTIQUÉ BRASS	SATIN BRASS	POLISHED COPPER	MATTE WHITE	GLOSS WHITE	GLOSS BLACK								
	F33	RAL																
	PYRITE BRONZE	CUSTOM (SPECITY)																
6.	OP						SD											
DIFFUSER	OPAL - WHITE ACRYLIC						SAND - BLASTED WHITE											
7.	---						DIML											
DIMMING	NONE						LED DIMMING (0 - 10V, CURRENT - SINKING)											
8.	CD						OD											
DUST COVER	CLEAR DUST COVER						OPAL - WHITE DUST COVER											


NOTE: SOME OPTIONS MAY NOT BE COMPATIBLE WITH OTHERS. ALL SPECIFICATIONS ARE SUBJECT TO CHANGE WITHOUT NOTICE. CONTACT TMS LIGHTING FOR UPDATED SPECIFICATIONS.

SERENITY™ PENDANT




14LB

24




19.5LB

30



25LB

36

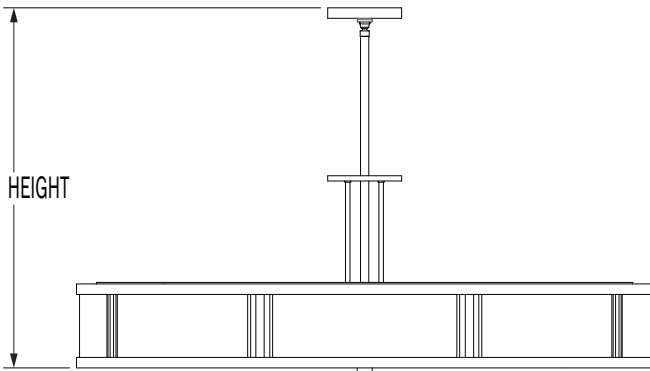


36LB

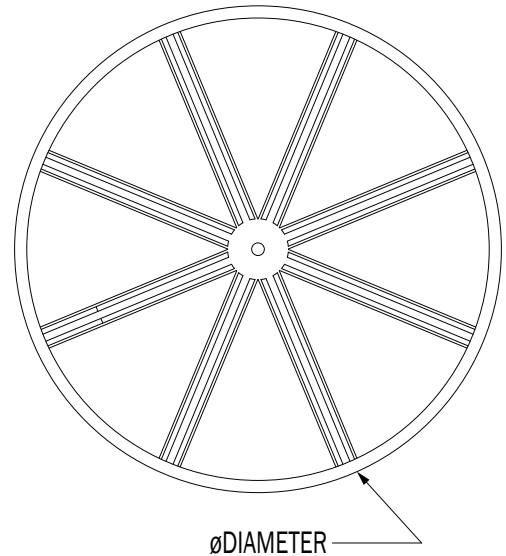
48

820SI

PROFILE



BOTTOM



CUSTOM

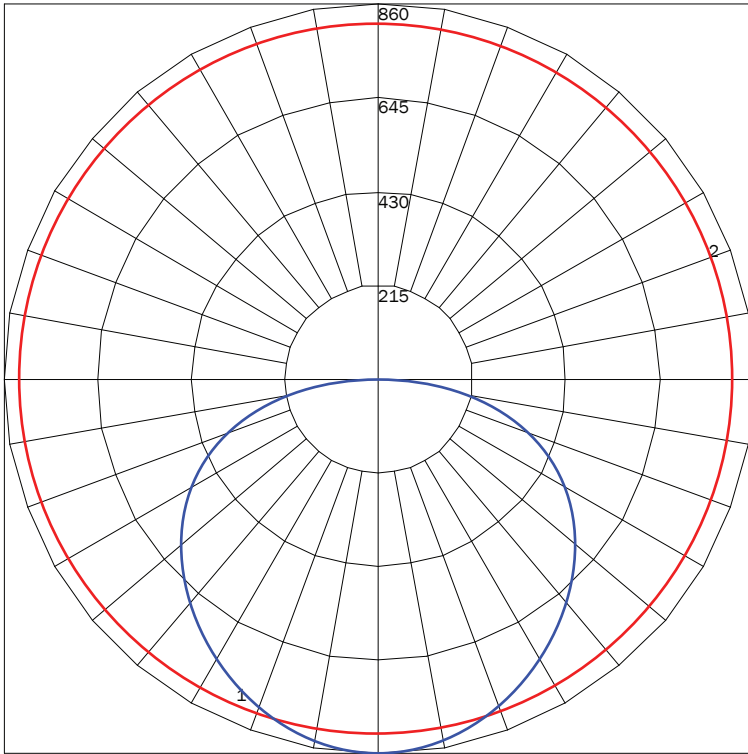
NOTE: THIS FIXTURE CAN BE CUSTOMIZE. DIMENSION, LAMP TYPES, ENCLOSURE, AND COLOR CAN BE MODIFIED TO SUIT YOUR LIGHTING AND ARCHITECTURAL REQUIREMENTS. CONTACT YOUR LOCAL REPRESENTATIVE FOR MORE DETAILS: <https://tmslighting.com/sales-agents.html>

SERENITY™ PENDANT

PN	WATTAGE	LUMENS	WEIGHT
24	41	3370	14LBS
36	59	5108	25LBS
48	79	5875	36LBS

IES INDOOR REPORT
PHOTOMETRIC FILENAME : 820SI 24 40LED 35K F05.IES

POLAR GRAPH



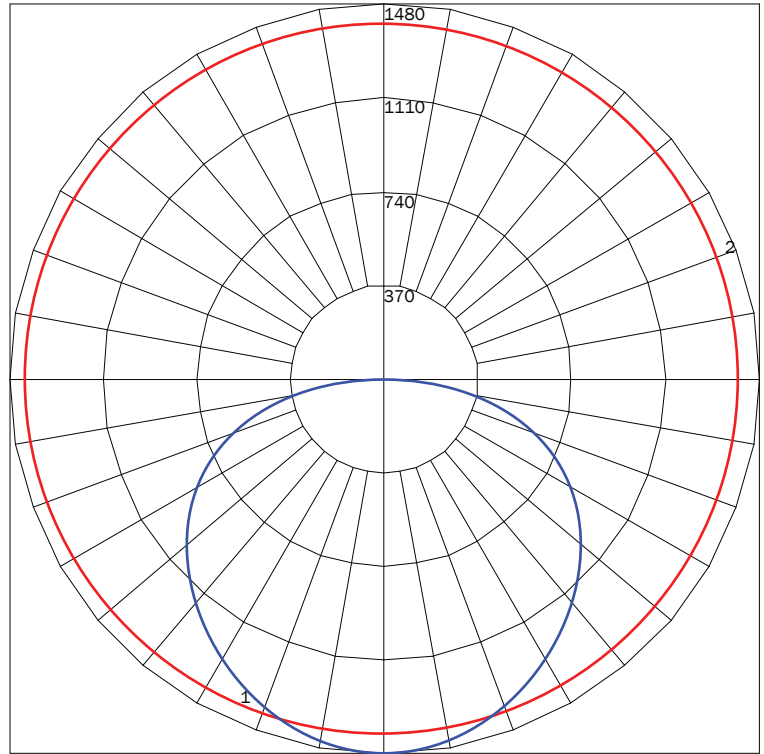
Maximum Candela = 859.72 Located At Horizontal Angle = 180, Vertical Angle = 10
 # 1 - Vertical Plane Through Horizontal Angles (180 - 0) (Through Max. Cd.)
 # 2 - Horizontal Cone Through Vertical Angle (10) (Through Max. Cd.)

LUMINAIRE LUMENS
TOTAL LUMINAIRE EFFICIENCY
LUMINAIRE EFFICACY RATING
TOTAL LUMINAIRE WATTS

3370
 54%
 82
 41

IES INDOOR REPORT
PHOTOMETRIC FILENAME : 820SI 48 75LED 35K F05.IES

POLAR GRAPH



Maximum Candela = 2479.53 Located At Horizontal Angle = 157.5, Vertical Angle = 5
 # 1 - Vertical Plane Through Horizontal Angles (157.5 - 337.5) (Through Max. Cd.)
 # 2 - Horizontal Cone Through Vertical Angle (5) (Through Max. Cd.)

LUMINAIRE LUMENS
TOTAL LUMINAIRE EFFICIENCY
LUMINAIRE EFFICACY RATING
TOTAL LUMINAIRE WATTS

5875
 54%
 75
 79

AVAILABLE FINISHES



SN
SATIN
NICKEL



CH
CHROME



BC
BLACK
CHROME



AC
ANTIQUÉ
COPPER



AB
ANTIQUÉ
BRASS



SB
SATIN
BRASS



PB
POLISHED
BRASS



F04
MATTE
WHITE



F05
GLOSS
WHITE



F16
GLOSS
BLACK



F33
PYRITE
BRONZE



RAL
CUSTOM
COLOR
(RAL #)

NOTE: DISPLAYED FINISHES DIFFER BETWEEN SCREENS AS WELL AS PRINTERS AND MAY NOT ACCURATELY DEPICT COLOR.