

PROJECT: _____

TYPE: _____

QUANTITY: _____



PN: GAR61

APPLICATION	<ul style="list-style-type: none"> • WALL MOUNT • INDOOR OR OUTDOOR RATED
DIMENSION	<ul style="list-style-type: none"> • 13.22"L X 5"W X 36.3"H (34CM X 13CM X 92CM)
ILLUMINATION	<ul style="list-style-type: none"> • INDIRECT/DIRECT • LED 90CRI • 742 - 1,185 LUMENS
ELECTRICAL	<ul style="list-style-type: none"> • 120 - 277V (347V CONSULT FACTORY) • 10kA SURGE SUPPRESSION STANDARD
DIFFUSERS	<ul style="list-style-type: none"> • HIGH EFFICIENCY ACRYLIC
MOUNTING	<ul style="list-style-type: none"> • WALL, MOUNTED TO A 4"(10CM) J-BOX
CONSTRUCTION	<ul style="list-style-type: none"> • ALUMINUM (OUTDOOR) OR STEEL (INDOOR)
FINISHES	<ul style="list-style-type: none"> • AVAILABLE IN SEVERAL TMS POWDER COATED FINISHES • CUSTOM RAL FINISHES AVAILABLE
DIMMING	<ul style="list-style-type: none"> • 0 - 10V STANDARD DIMMING
WEIGHT	<ul style="list-style-type: none"> • 28 LBS MAXIMUM





PROJECT: _____

TYPE: _____

QUANTITY: _____

GAR61

1 2 3 4 5 6 7

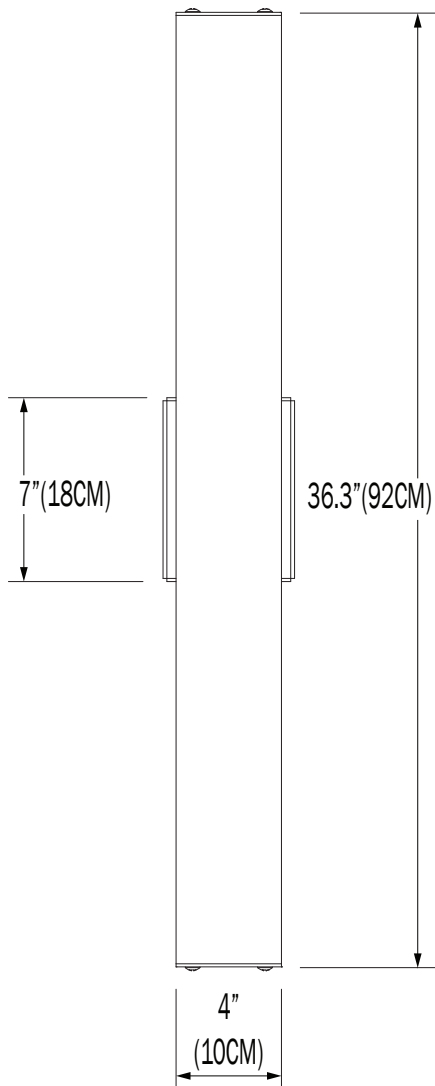
1.	I				O						
APPLICATION	INDOOR				OUTDOOR						
2.	ILLUMINATION										
	15LED2										
LED (W)	30W										
LUMENS	1185										
3.	30K			35K				40K			
LED CCT	3000K			3500K				4000K			
4.	120					277					
VOLTAGE	120V					277V					
5.	F04	F05	F09	F15	F16	F18	F21	F24	F25	F26	
FINISH	MATTE WHITE	GLOSS WHITE	PEWTER	MATTE BLACK	GLOSS BLACK	SATIN ALUMINUM	ARCH BRONZE	MELTED PLATINUM	MELTED GOLD	MELTED COPPER	
	F31	F32	F33	RAL							
	SILVER METALLIC	BRONZE METALLIC	PYRITE BRONZE	CUSTOM (SPECIFY)							
6.	---					DIML					
DIMMING	NONE					LED DIMMING (0 - 10V, CURRENT - SINKING)					
7.	---			EMR				EMCR			
EMERGENCY ¹	NONE			REMOTE				REMOTE COLD PACK			

1. 10W AT 90 MINUTES. EMERGENCY OPTION IS ONLY AVAILABLE IN 120 - 277V SYSTEMS

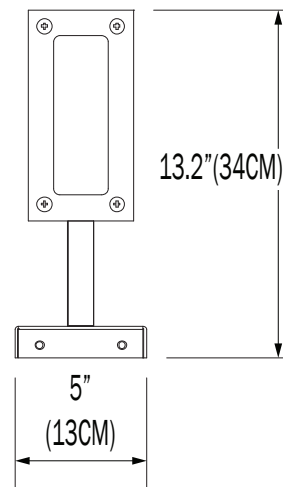
NOTE: SOME OPTIONS MAY NOT BE COMPATIBLE WITH OTHERS. ALL SPECIFICATIONS ARE SUBJECT TO CHANGE WITHOUT NOTICE. CONTACT TMS LIGHTING FOR UPDATED SPECIFICATIONS.

GAR61

FRONT



TOP/BOTTOM



CUSTOM

NOTE: THIS FIXTURE CAN BE CUSTOMIZE. DIMENSION, LAMP TYPES, ENCLOSURE, AND COLOR CAN BE MODIFIED TO SUIT YOUR LIGHTING AND ARCHITECTURAL REQUIREMENTS. CONTACT YOUR LOCAL REPRESENTATIVE FOR MORE DETAILS: <https://tmslighting.com/sales-agents.html>

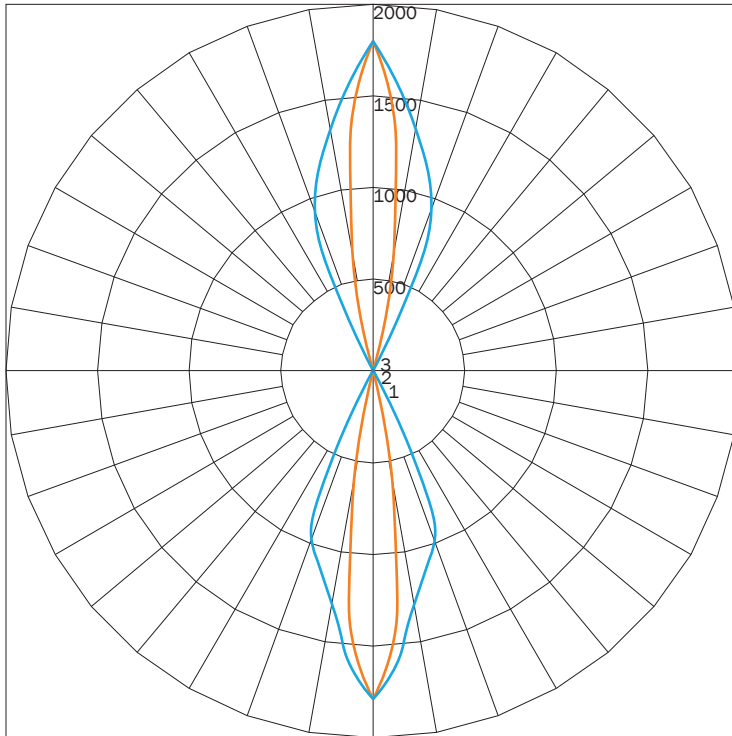
INDIRECT/DIRECT

PN	FINISH	LUMENS	WATTAGE
GAR61	F32	742	30
	F05	1185	30

IES INDOOR REPORT

PHOTOMETRIC FILENAME : GAR61 15LED2 F32.IES

POLAR GRAPH



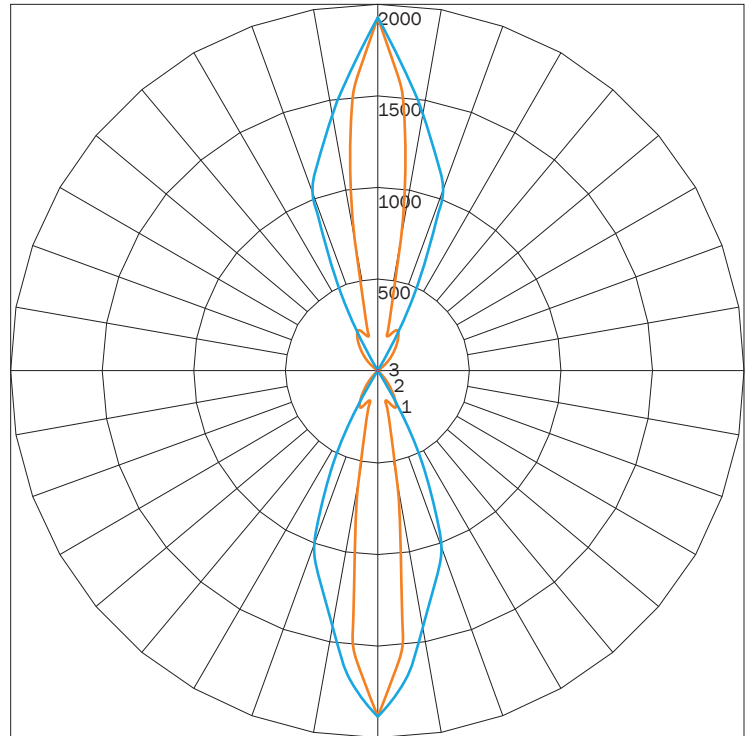
MAXIMUM CANDELA = 1797.24 LOCATED AT HORIZONTAL ANGLE = 0, VERTICAL ANGLE = 180
 # 1 - VERTICAL PLANE THROUGH HORIZONTAL ANGLES (90 - 270)
 # 2 - VERTICAL PLANE THROUGH HORIZONTAL ANGLES (0 - 180)
 # 3 - HORIZONTAL CONE THROUGH VERTICAL ANGLE (90)

LUMINAIRE LUMENS 742
TOTAL LUMINAIRE EFFICIENCY NA
LUMINAIRE EFFICACY RATING 21
TOTAL LUMINAIRE WATTS 35

IES INDOOR REPORT

PHOTOMETRIC FILENAME : GAR61 15LED2 F05.IES

POLAR GRAPH



MAXIMUM CANDELA = 1926.84 LOCATED AT HORIZONTAL ANGLE = 0, VERTICAL ANGLE = 180
 # 1 - VERTICAL PLANE THROUGH HORIZONTAL ANGLES (90 - 270)
 # 2 - VERTICAL PLANE THROUGH HORIZONTAL ANGLES (0 - 180)
 # 3 - HORIZONTAL CONE THROUGH VERTICAL ANGLE (90)

LUMINAIRE LUMENS 1185
TOTAL LUMINAIRE EFFICIENCY NA
LUMINAIRE EFFICACY RATING 34
TOTAL LUMINAIRE WATTS 35

AVAILABLE FINISHES



F04
MATTE
WHITE



F05
GLOSS
WHITE



F09
PEWTER



F15
MATTE
BLACK



F16
GLOSS
BLACK



F18
SATIN
ALUMINUM



F21
ARCH
BRONZE



F24
MELTED
PLATINUM



F25
MELTED
GOLD



F26
MELTED
COPPER



F31
SILVER
METALLIC



F32
METALLIC
BRONZE



F33
PYRITE
BRONZE



RAL
CUSTOM
COLOR
(RAL #)

NOTE: DISPLAYED FINISHES DIFFER BETWEEN SCREENS AS WELL AS PRINTERS AND MAY NOT ACCURATELY DEPICT COLOR.