

PROJECT: \_\_\_\_\_

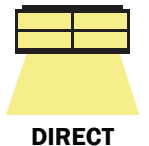
TYPE: \_\_\_\_\_

QUANTITY: \_\_\_\_\_



## PN: CA701

|                     |  |
|---------------------|--|
| <b>APPLICATION</b>  | <ul style="list-style-type: none"> <li>• CEILING</li> <li>• INDOOR RATED</li> </ul>  |
| <b>DIMENSION</b>    | <ul style="list-style-type: none"> <li>• 15" (38CM)</li> </ul>   |
| <b>ILLUMINATION</b> | <ul style="list-style-type: none"> <li>• DIRECT</li> <li>• LED 90CRI</li> <li>• 1,585 LUMENS</li> </ul>  |
| <b>ELECTRICAL</b>   | <ul style="list-style-type: none"> <li>• 120 - 277V</li> <li>• 10kA SURGE SUPPRESSION STANDARD</li> </ul>  |
| <b>DIFFUSERS</b>    | <ul style="list-style-type: none"> <li>• HIGH EFFICIENCY ACRYLIC</li> </ul>  |
| <b>MOUNTING</b>     | <ul style="list-style-type: none"> <li>• CEILING, MOUNTED TO A 4"(10CM) J-BOX</li> </ul>   |
| <b>CONSTRUCTION</b> | <ul style="list-style-type: none"> <li>• STEEL</li> </ul>  |
| <b>FINISHES</b>     | <ul style="list-style-type: none"> <li>• AVAILABLE IN SEVERAL TMS PLATED, AND POWDER COATED FINISHES</li> <li>• CUSTOM RAL FINISHES AVAILABLE</li> </ul> |
| <b>DIMMING</b>      | <ul style="list-style-type: none"> <li>• 0 - 10V STANDARD DIMMING</li> </ul>   |
| <b>WEIGHT</b>       | <ul style="list-style-type: none"> <li>• 7 LBS MAXIMUM</li> </ul>  |





PROJECT: \_\_\_\_\_

TYPE: \_\_\_\_\_

QUANTITY: \_\_\_\_\_

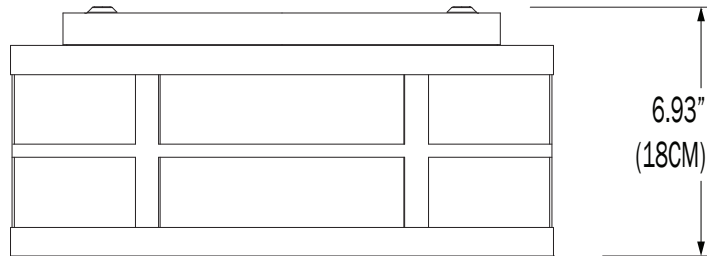
## CA701 - - - - - 1 - - - - - 2 - - - - - 3 - - - - - 4 - - - - - 5 - - - - - 6

|           |                     |  |                |                 |               |               |                      |               |                  |            |
|-----------|---------------------|--|----------------|-----------------|---------------|---------------|----------------------|---------------|------------------|------------|
| <b>1.</b> | <b>ILLUMINATION</b> |  |                |                 |               |               |                      |               |                  |            |
|           | <b>19LED</b>        |  |                |                 |               |               |                      |               |                  |            |
| LED (W)   | 19W                 |  |                |                 |               |               |                      |               |                  |            |
| LUMENS    | 1585                |  |                |                 |               |               |                      |               |                  |            |
| <b>2.</b> | <b>30K</b>          |  |                | <b>35K</b>      |               |               |                      | <b>40K</b>    |                  |            |
|           | LED CCT             | 3000                                     |                |                 | 3500          |               |                      |               | 4000             |            |
| <b>3.</b> | <b>120</b>          |  |                |                 |               | <b>277</b>    |                      |               |                  |            |
|           | VOLTAGE             | 120V                                     |                |                 |               |               | 277V                 |               |                  |            |
| <b>4.</b> | <b>SN</b>           | <b>CH</b>                                | <b>BC</b>      | <b>AC</b>       | <b>AB</b>     | <b>SB</b>     | <b>PB</b>            | <b>F04</b>    | <b>F05</b>       | <b>F09</b> |
|           | SATIN NICKEL        | CHROME                                   | BLACK CHROME   | ANTIQUÉ COPPER  | ANTIQUÉ BRASS | SATIN BRASS   | POLISHED COPPER      | MATTE WHITE   | GLOSS WHITE      | PEWTER     |
|           | <b>F15</b>          | <b>F16</b>                               | <b>F18</b>     | <b>F24</b>      | <b>F25</b>    | <b>F26</b>    | <b>F31</b>           | <b>F33</b>    | <b>RAL</b>       |            |
| FINISH    | MATTE BLACK         | GLOSS BLACK                              | SATIN PLATINUM | MELTED PLATINUM | MELTED GOLD   | MELTED COPPER | SILVER METALLIC      | PYRITE BRONZE | CUSTOM (SPECIFY) |            |
| <b>5.</b> | <b>OP</b>           |  |                |                 |               | <b>SD</b>     |                      |               |                  |            |
|           | DIFFUSER            | OPAL - WHITE ACRYLIC                     |                |                 |               |               | SAND - BLASTED WHITE |               |                  |            |
| <b>6.</b> | <b>DIML</b>         |  |                |                 |               |               |                      |               |                  |            |
|           | DIMMING             | LED DIMMING (0 - 10V, CURRENT - SINKING) |                |                 |               |               |                      |               |                  |            |


NOTE: SOME OPTIONS MAY NOT BE COMPATIBLE WITH OTHERS. ALL SPECIFICATIONS ARE SUBJECT TO CHANGE WITHOUT NOTICE. CONTACT TMS LIGHTING FOR UPDATED SPECIFICATIONS.

**CA701**

## PROFILE



## BOTTOM



### CUSTOM

NOTE: THIS FIXTURE CAN BE CUSTOMIZE. DIMENSION, LAMP TYPES, ENCLOSURE, AND COLOR CAN BE MODIFIED TO SUIT YOUR LIGHTING AND ARCHITECTURAL REQUIREMENTS. CONTACT YOUR LOCAL REPRESENTATIVE FOR MORE DETAILS: <http://tmslighting.com/sales-agents.html>

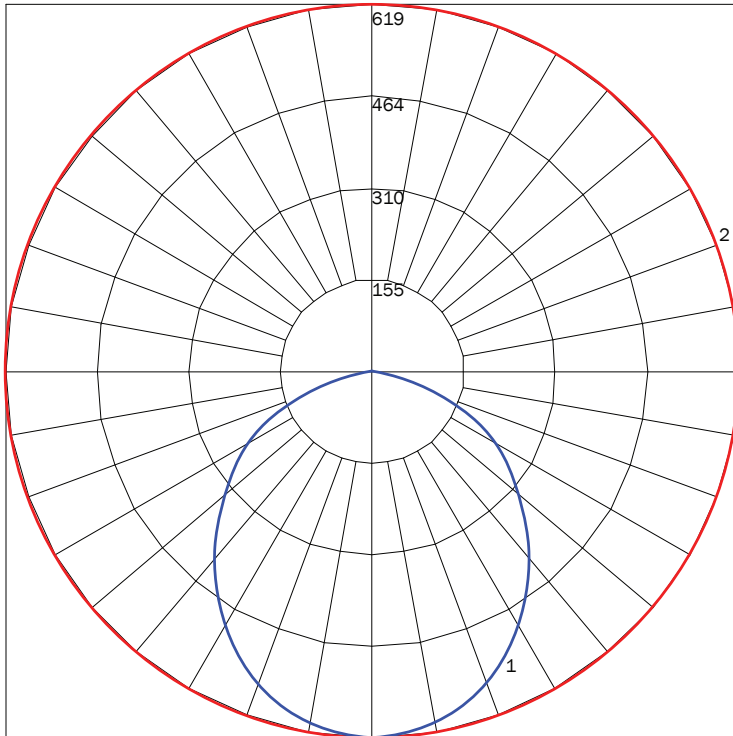
## DIRECT

| PN    | LUMENS | WATTAGE |
|-------|--------|---------|
| CA701 | 1585   | 19      |

### IES INDOOR REPORT

PHOTOMETRIC FILENAME : CA701 19LED 35K F05.IES

### POLAR GRAPH



MAXIMUM CANDELA = 619.08 - LOCATED AT HORIZONTAL ANGLE = 0, VERTICAL ANGLE = 0  
 # 1 - VERTICAL PLANE THROUGH HORIZONTAL ANGLES (0 - 180) (THROUGH MAX. CD)  
 # 2 - HORIZONTAL CONE THROUGH VERTICAL ANGLE (0) THROUGH MAX. CD.)

|                                   |      |
|-----------------------------------|------|
| <b>LUMINAIRE LUMENS</b>           | 1585 |
| <b>TOTAL LUMINAIRE EFFICIENCY</b> | 62%  |
| <b>LUMINAIRE EFFICACY RATING</b>  | 76   |
| <b>TOTAL LUMINAIRE WATTS</b>      | 21   |

## AVAILABLE FINISHES



**SN**  
SATIN  
NICKEL



**CH**  
CHROME



**BC**  
BLACK  
CHROME



**AC**  
ANTIQU  
COPPER



**AB**  
ANTIQU  
BRASS



**SB**  
SATIN  
BRASS



**PB**  
POLISH  
BRASS



**F04**  
MATTE  
WHITE



**F05**  
GLOSS  
WHITE



**F09**  
PEWTER



**F15**  
MATTE  
BLACK



**F16**  
GLOSS  
BLACK



**F18**  
SATIN  
ALUMINUM



**F24**  
MELTED  
PLATINUM



**F25**  
MELTED  
GOLD



**F26**  
MELTED  
COPPER



**F31**  
SILVER  
METALLIC



**F33**  
PYRITE  
BRONZE



**RAL**  
CUSTOM  
COLOR  
(RAL #)

NOTE: DISPLAYED FINISHES DIFFER BETWEEN SCREENS AS WELL AS PRINTERS AND MAY NOT ACCURATELY DEPICT COLOR.