

CAMBRIDGE PR™ SCONCE

PROJECT: _____

TYPE: _____

QUANTITY: _____



PN: CA100PR

| | |
|---------------------|---|
| APPLICATION | <ul style="list-style-type: none">• WALL MOUNT• INDOOR RATED |
| DIMENSION | <ul style="list-style-type: none">• 13"H, 18"H, 24"H (33CM, 46CM, 61CM)• DEPTH: 3.87" (9.9CM) |
| ILLUMINATION | <ul style="list-style-type: none">• DIFFUSE• LED 90CRI• 304 - 354 LUMENS |
| ELECTRICAL | <ul style="list-style-type: none">• 120V, 277V AND 347V• 10KA SURGE SUPPRESSION STANDARD |
| DIFFUSERS | <ul style="list-style-type: none">• HIGH EFFICIENCY ACRYLIC |
| MOUNTING | <ul style="list-style-type: none">• WALL, MOUNTED TO A 4"(10CM) J-BOX |
| CONSTRUCTION | <ul style="list-style-type: none">• STEEL |
| FINISHES | <ul style="list-style-type: none">• AVAILABLE IN SEVERAL TMS PLATED, AND POWDER COATED FINISHES• CUSTOM RAL FINISHES AVAILABLE |
| DIMMING | <ul style="list-style-type: none">• 0 - 10V STANDARD DIMMING |



DIFFUSE

CAMBRIDGE PR™ SCONCE



PROJECT: _____

TYPE: _____

QUANTITY: _____

CA100PR

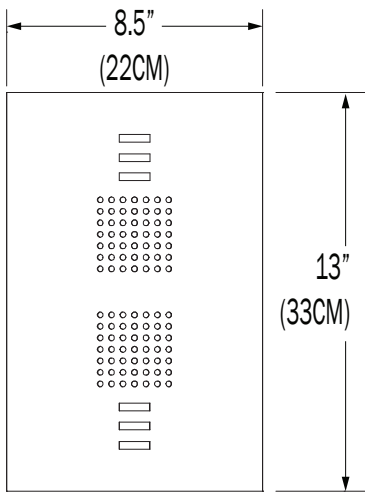
1 2 3 4 5 6 7

| | | | | | | | | | | |
|----------------------|--|-------------|----------------|--|---------------|--------------------|---|---------------|------------------|------------|
| 1. | 13 | | | 18 | | | 24 | | | |
| SIZE | 8.5"W X 13"H X 4"D (22CM X 33CM X 10CM) | | | 9"W X 18"H X 4"D (23CM X 46CM X 10CM) | | | 10"W X 24"H X 4"D (25CM X 61CM X 10CM) | | | |
| 2. | | | | | | | | | | |
| ILLUMINATION | 14LED | | | 14LED | | RGB (18LED) | | 28LED | | |
| LED (W) | 14W | | | 14W | | 18W | | 28W | | |
| LUMENS | 332 | | | 304 | | --- | | 354 | | |
| 3. | --- | | | 30K | | 35K | | 40K | | |
| LED CCT | NONE | | | 3000 | | 3500 | | 4000 | | |
| 4. | 120 | | | 277 | | | 347 | | | |
| VOLTAGE | 120V | | | 277V | | | 347V | | | |
| 5. | SN | CH | BC | AC | AB | SB | PB | F04 | F05 | F09 |
| FINISH | SATIN NICKEL | CHROME | BLACK CHROME | ANTIQUE COPPER | ANTIQUE BRASS | SATIN BRASS | POLISHED BRASS | MATTE WHITE | GLOSS WHITE | PEWTER |
| | F15 | F16 | F18 | F24 | F25 | F26 | F31 | F33 | RAL | |
| | MATTE BLACK | GLOSS BLACK | SATIN ALUMINUM | MELTED PLATINUM | MELTED GOLD | MELTED COPPER | SILVER METALLIC | PYRITE BRONZE | CUSTOM (SPECIFY) | |
| 6. | OP | | | SD | | | FPD | | | |
| DIFFUSER | OPAL - WHITE ACRYLIC | | | SAND - BLASTED WHITE ACRYLIC | | | FAUX PERFORATED | | | |
| 7. | --- | | | DIML | | | | | | |
| DIMMING ¹ | NONE | | | LED DIMMING (0 - 10V, CURRENT - SINKING) | | | | | | |

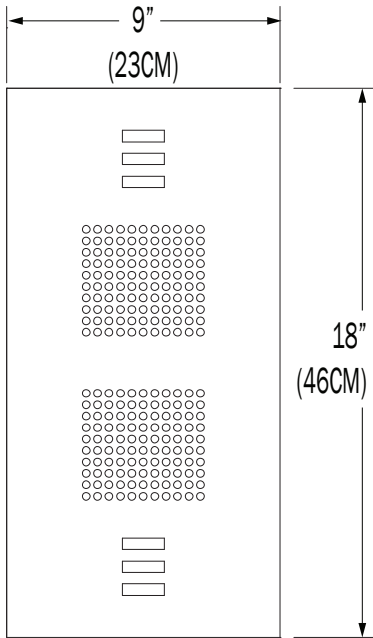
NOTE: SOME OPTIONS MAY NOT BE COMPATIBLE WITH OTHERS. ALL SPECIFICATIONS ARE SUBJECT TO CHANGE WITHOUT NOTICE. CONTACT TMS LIGHTING FOR UPDATED SPECIFICATIONS.

PROFILE

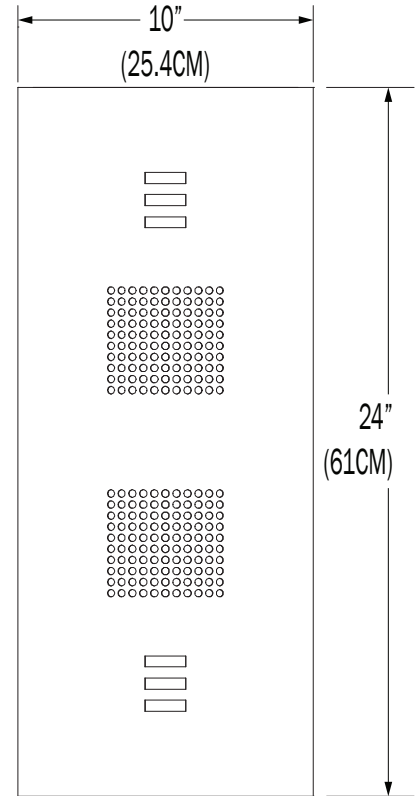
CA100PR - 13"



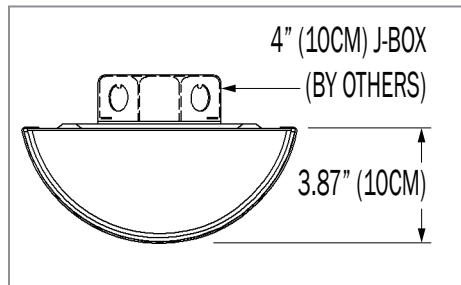
CA100PR - 18"



CA100PR - 24"



TOP/BOTTOM



DIRECT

| PN | SIZES | ILLUMINATION | DIFFUSER | LUMENS | WATTAGE |
|---------|-------|--------------|----------|--------|---------|
| CA100PR | 13 | 14LED | OP | 332 | 14 |
| | 18 | 14LED | OP | 304 | 14 |
| | 24 | 28LED | OP | 354 | 28 |

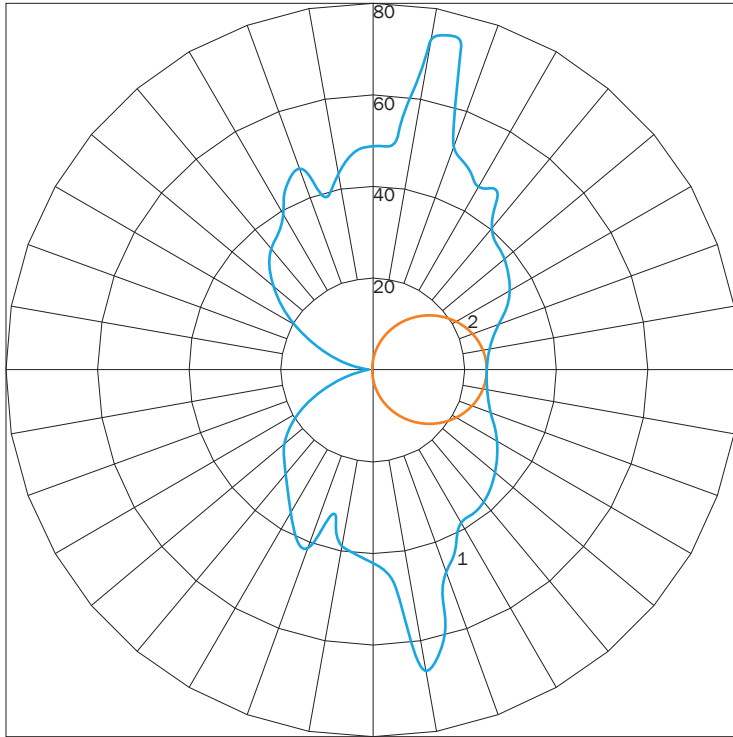
IES INDOOR REPORT

PHOTOMETRIC FILENAME : CA100PR 18 14LED F05 OP.IES

IES INDOOR REPORT

PHOTOMETRIC FILENAME : CA100PR 24 28LED F05.IES

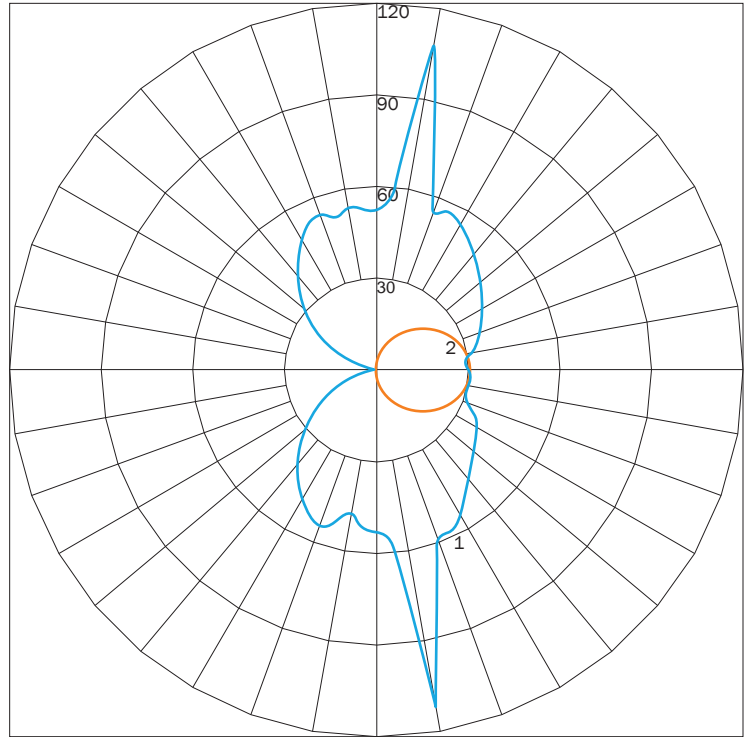
POLAR GRAPH



MAXIMUM CANDELA = 77.85 LOCATED AT HORIZONTAL ANGLE = 30, VERTICAL ANGLE = 165
 # 1 - VERTICAL PLANE THROUGH HORIZONTAL ANGLES (0 - 180)
 # 2 - HORIZONTAL CONE THROUGH VERTICAL ANGLE (90)

| | |
|------------------------------------|-----|
| LUMINAIRE LUMENS | 304 |
| TOTAL LUMINAIRE EFFICIENCY | NA |
| LUMINAIRE EFFECIENCY RATING | 19 |
| TOTAL LUMINAIRE WATTS | 16 |

POLAR GRAPH



MAXIMUM CANDELA = 112.12 LOCATED AT HORIZONTAL ANGLE = 0, VERTICAL ANGLE = 10
 # 1 - VERTICAL PLANE THROUGH HORIZONTAL ANGLES (0 - 180)
 # 2 - HORIZONTAL CONE THROUGH VERTICAL ANGLE (90)

| | |
|------------------------------------|-----|
| LUMINAIRE LUMENS | 354 |
| TOTAL LUMINAIRE EFFICIENCY | NA |
| LUMINAIRE EFFECIENCY RATING | 13 |
| TOTAL LUMINAIRE WATTS | 28 |

AVAILABLE FINISHES



SN
SATIN
NICKEL



CH
CHROME



BC
BLACK
CHROME



AC
ANTIQUE
COPPER



AB
ANTIQUE
BRASS



SB
SATIN
BRASS



PB
POLISHED
BRASS



F04
MATTE
WHITE



F05
GLOSS
WHITE



F09
PEWTER



F15
MATTE
BLACK



F16
GLOSS
BLACK



F18
SATIN
ALUMINUM



F24
MELTED
PLATINUM



F25
MELTED
GOLD



F26
MELTED
COPPER



F31
SILVER
METALLIC



F33
PYRITE
BRONZE



RAL
CUSTOM
COLOR
(RAL #)

NOTE: DISPLAYED FINISHES DIFFER BETWEEN SCREENS AS WELL AS PRINTERS AND MAY NOT ACCURATELY DEPICT COLOR.