


PROJECT: \_\_\_\_\_

TYPE: \_\_\_\_\_

QUANTITY: \_\_\_\_\_




## PN: AM200HS

<b>APPLICATION</b>	<ul style="list-style-type: none"><li>• WALL MOUNT</li><li>• INDOOR OR OUTDOOR RATED</li><li>• ADA COMPLIANT</li></ul>
<b>DIMENSION</b>	<ul style="list-style-type: none"><li>• 13"W X 12"H OR 16"W X 14"H (33CM X 31CM OR 41CM X 36CM)</li><li>• DEPTH: 3.87" (9.9CM)</li></ul>
<b>ILLUMINATION</b>	<ul style="list-style-type: none"><li>• DIFFUSE</li><li>• LED 90CRI</li><li>• 361 - 942 LUMENS</li></ul>
<b>ELECTRICAL</b>	<ul style="list-style-type: none"><li>• 120V, 277V AND 347V</li><li>• 10KA SURGE SUPPRESSION STANDARD</li></ul>
<b>DIFFUSERS</b>	<ul style="list-style-type: none"><li>• HIGH EFFICIENCY ACRYLIC</li></ul>
<b>MOUNTING</b>	<ul style="list-style-type: none"><li>• WALL, MOUNTED TO A 4"(10CM) J-BOX</li></ul>
<b>CONSTRUCTION</b>	<ul style="list-style-type: none"><li>• STEEL (INDOOR)</li><li>• ALUMINUM (OUTDOOR)</li></ul>
<b>FINISHES</b>	<ul style="list-style-type: none"><li>• AVAILABLE IN SEVERAL TMS PLATED, AND POWDER COATED FINISHES</li><li>• CUSTOM RAL FINISHES AVAILABLE</li></ul>
<b>DIMMING</b>	<ul style="list-style-type: none"><li>• 0 - 10V STANDARD DIMMING (1%)</li></ul>



DIFFUSE

# AMHERST HS™ SCONCE



PROJECT: \_\_\_\_\_

TYPE: \_\_\_\_\_

QUANTITY: \_\_\_\_\_

## AM200HS

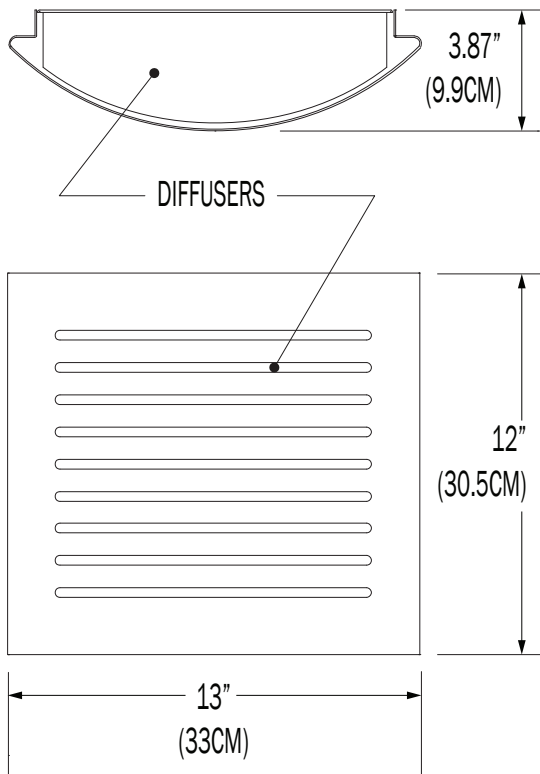
1 2 3 4 5 6 7 8

<b>1.</b>	<b>I</b>				<b>O</b>					
APPLICATION	INDOOR				OUTDOOR					
<b>2.</b>	<b>13<sup>1</sup></b>				<b>16</b>					
SIZE	13"W X 12"H X 3.8"D (33CM X 30CM X 10CM)				16"W X 14"H X 3.8"D (41CM X 36CM X 10CM)					
<b>3.</b>	<b>14LED</b>				<b>28LED</b>					
ILLUMINATION	14W LED				28W LED					
LED (W)	14W				28W					
LUMENS	361				942					
<b>4.</b>	<b>30K</b>			<b>35K</b>			<b>40K</b>			
LED CCT	3000			3500			4000			
<b>5.</b>	<b>120</b>			<b>277</b>			<b>347</b>			
VOLTAGE	120V			277V			347V			
<b>6.</b>	<b>SN<sup>2</sup></b>	<b>CH<sup>2</sup></b>	<b>BC<sup>2</sup></b>	<b>AC<sup>2</sup></b>	<b>AB<sup>2</sup></b>	<b>SB<sup>2</sup></b>	<b>PB<sup>2</sup></b>	<b>F04</b>	<b>F05</b>	<b>F09</b>
FINISH	SATIN NICKEL	CHROME	BLACK CHROME	ANTIQUE COPPER	ANTIQUE BRASS	SATIN BRASS	POLISHED BRASS	MATTE WHITE	GLOSS WHITE	PEWTER
	<b>F15</b>	<b>F16</b>	<b>F18</b>	<b>F24</b>	<b>F25</b>	<b>F26</b>	<b>F31</b>	<b>F33</b>	<b>RAL</b>	
	MATTE BLACK	GLOSS BLACK	SATIN ALUMINUM	MELTED PLATINUM	MELTED GOLD	MELTED COPPER	SILVER METALLIC	PYRITE BRONZE	CUSTOM (SPECIFY)	
<b>7.</b>	<b>OP</b>			<b>SD</b>			<b>FPD</b>			
DIFFUSER	OPAL - WHITE ACRYLIC			SAND - BLASTED WHITE ACRYLIC			FAUX PERFORATED			
<b>8.</b>	---				<b>DIML</b>					
DIMMING	NONE				LED DIMMING (0 - 10V, CURRENT - SINKING)					

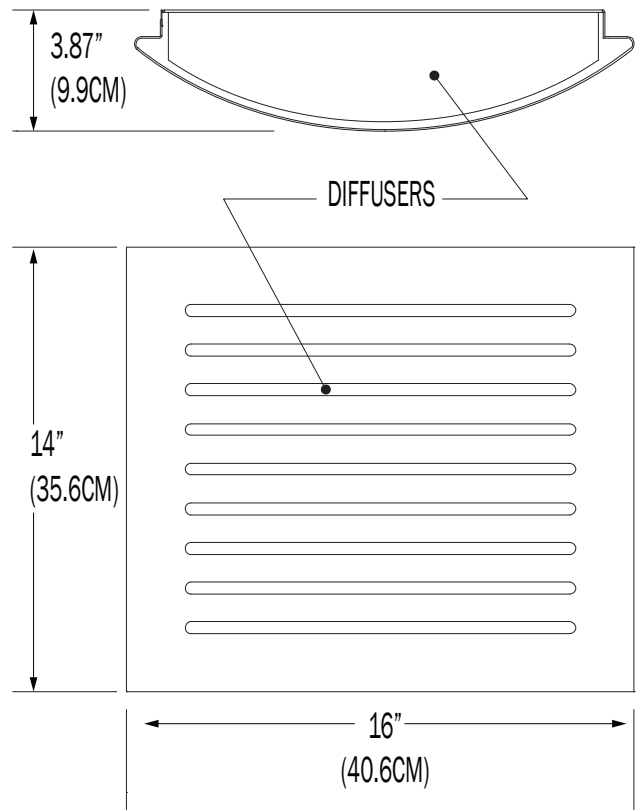
1. SIZE 13 IS DESIGNED FOR INDOOR APPLICATIONS ONLY  
 2. PLATED FINISHES ARE INDOOR APPLICATIONS ONLY

NOTE: SOME OPTIONS MAY NOT BE COMPATIBLE WITH OTHERS. ALL SPECIFICATIONS ARE SUBJECT TO CHANGE WITHOUT NOTICE. CONTACT TMS LIGHTING FOR UPDATED SPECIFICATIONS.

**AM200HS - 13"**



**AM200HS - 16"**



**CUSTOM**

NOTE: THIS FIXTURE CAN BE CUSTOMIZE. DIMENSION, LAMP TYPES, ENCLOSURE, AND COLOR CAN BE MODIFIED TO SUIT YOUR LIGHTING AND ARCHITECTURAL REQUIREMENTS. CONTACT YOUR LOCAL REPRESENTATIVE FOR MORE DETAILS: <https://tmslighting.com/sales-agents.html>

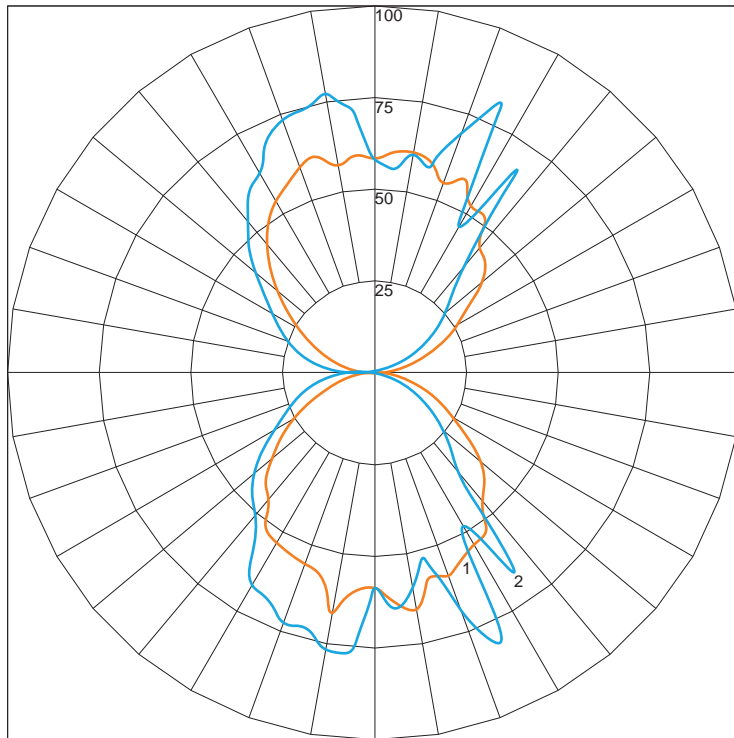
## INDIRECT/DIRECT

PN	PN	ILLUMINATION	LUMENS	WATTAGE
AM200HS	13D	14LED	361	14
	16D	28LED	942	28

### IES INDOOR REPORT

PHOTOMETRIC FILENAME : AM200 HS 13 14LED SN OP.IES

### POLAR GRAPH



MAXIMUM CANDELA = 81.21 LOCATED AT HORIZONTAL ANGLE = 0, VERTICAL ANGLE = 155  
 # 1 - VERTICAL PLANE THROUGH HORIZONTAL ANGLES (90 - 270)  
 # 2 - VERTICAL PLANE THROUGH HORIZONTAL ANGLES (0 - 180)

**LUMINAIRE LUMENS**

361

**TOTAL LUMINAIRE EFFICIENCY**

NA

**LUMINAIRE EFFICACY RATING**

22

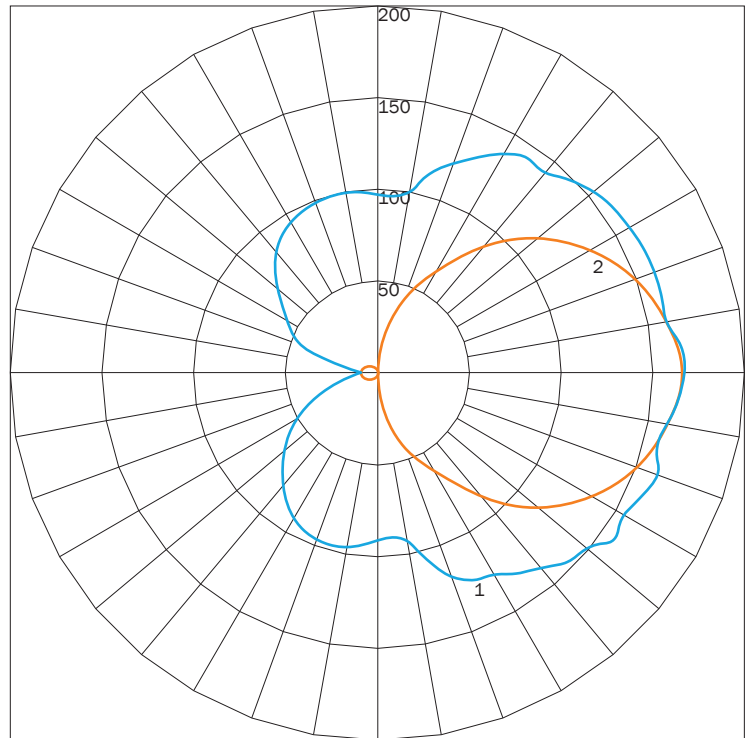
**TOTAL LUMINAIRE WATTS**

17

### IES INDOOR REPORT

PHOTOMETRIC FILENAME : AM200 QC 16 28LED SN OP.IES

### POLAR GRAPH



MAXIMUM CANDELA = 167.339 LOCATED AT HORIZONTAL ANGLE = 0, VERTICAL ANGLE = 90  
 # 1 - VERTICAL PLANE THROUGH HORIZONTAL ANGLES (0 - 180)  
 # 2 - HORIZONTAL CONE THROUGH VERTICAL ANGLE (90)

**LUMINAIRE LUMENS**

942

**TOTAL LUMINAIRE EFFICIENCY**

37%

**LUMINAIRE EFFICACY RATING**

30

**TOTAL LUMINAIRE WATTS**

31

## AVAILABLE FINISHES



**SN**  
SATIN  
NICKEL



**CH**  
CHROME



**BC**  
BLACK  
CHROME



**AC**  
ANTIQUÉ  
COPPER



**AB**  
ANTIQUÉ  
BRASS



**SB**  
SATIN  
BRASS



**PB**  
POLISHED  
BRASS



**F04**  
MATTE  
WHITE



**F05**  
GLOSS  
WHITE



**F09**  
PEWTER



**F15**  
MATTE  
BLACK



**F16**  
GLOSS  
BLACK



**F18**  
SATIN  
ALUMINUM



**F24**  
MELTED  
PLATINUM



**F25**  
MELTED  
GOLD



**F26**  
MELTED  
COPPER



**F31**  
SILVER  
METALLIC



**F33**  
PYRITE  
BRONZE



**RAL**  
CUSTOM  
COLOR  
(RAL #)

NOTE: DISPLAYED FINISHES DIFFER BETWEEN SCREENS AS WELL AS PRINTERS AND MAY NOT ACCURATELY DEPICT COLOR.