


PROJECT: _____

TYPE: _____

QUANTITY: _____




PN: AM200GR

APPLICATION	<ul style="list-style-type: none">• WALL MOUNT• INDOOR OR OUTDOOR RATED• ADA COMPLIANT
DIMENSION	<ul style="list-style-type: none">• 13"W X 12"H OR 16"W X 14"H (33CM X 31CM OR 41CM X 36CM)• DEPTH: 3.87" (9.9CM)
ILLUMINATION	<ul style="list-style-type: none">• DIFFUSE• LED 90CRI• 361 - 1,215 LUMENS
ELECTRICAL	<ul style="list-style-type: none">• 120V, 277V AND 347V• 10KA SURGE SUPPRESSION STANDARD
DIFFUSERS	<ul style="list-style-type: none">• HIGH EFFICIENCY ACRYLIC
MOUNTING	<ul style="list-style-type: none">• WALL, MOUNTED TO A 4"(10CM) J-BOX
CONSTRUCTION	<ul style="list-style-type: none">• STEEL (INDOOR)• ALUMINUM (OUTDOOR)
FINISHES	<ul style="list-style-type: none">• AVAILABLE IN SEVERAL TMS PLATED, AND POWDER COATED FINISHES• CUSTOM RAL FINISHES AVAILABLE
DIMMING	<ul style="list-style-type: none">• 0 - 10V STANDARD DIMMING



AMHERST GR™ SCONCE



PROJECT: _____

TYPE: _____

QUANTITY: _____

AM200GR

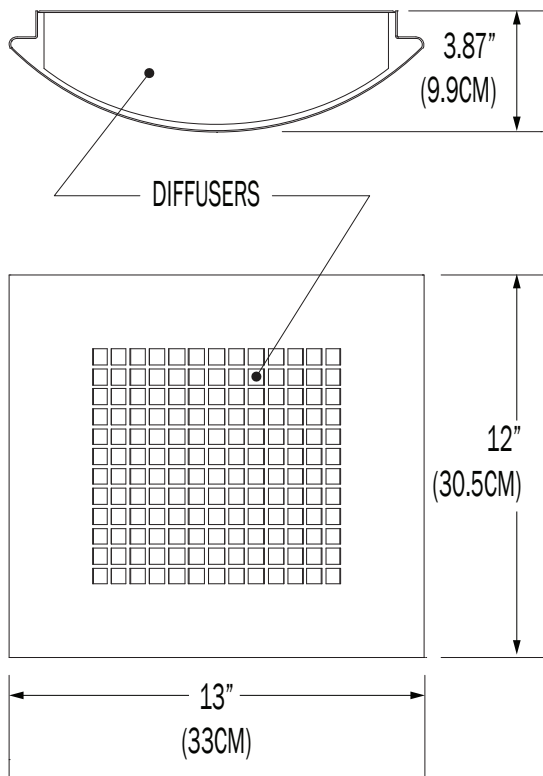
1 2 3 4 5 6 7 8

1.	I				O					
APPLICATION	INDOOR				OUTDOOR					
2.	13¹				16					
SIZE	13"W X 12"H X 3.8"D (33CM X 30CM X 10CM)				16"W X 14"H X 3.8"D (41CM X 36CM X 10CM)					
3.	14LED				28LED					
ILLUMINATION	14W LED				28W LED					
LED (W)	14W				28W					
LUMENS	361				1215					
4.	30K			35K			40K			
LED CCT	3000			3500			4000			
5.	120			277			347			
VOLTAGE	120V			277V			347V			
6.	SN²	CH²	BC²	AC²	AB²	SB²	PB²	F04	F05	F09
FINISH	SATIN NICKEL	CHROME	BLACK CHROME	ANTIQUE COPPER	ANTIQUE BRASS	SATIN BRASS	POLISHED BRASS	MATTE WHITE	GLOSS WHITE	PEWTER
	F15	F16	F18	F24	F25	F26	F31	F33	RAL	
	MATTE BLACK	GLOSS BLACK	SATIN ALUMINUM	MELTED PLATINUM	MELTED GOLD	MELTED COPPER	SILVER METALLIC	PYRITE BRONZE	CUSTOM (SPECIFY)	
7.	OP			SD			FPD			
DIFFUSER	OPAL - WHITE ACRYLIC			SAND - BLASTED WHITE ACRYLIC			FAUX PERFORATED			
8.	---				DIML					
DIMMING	NONE				LED DIMMING (0 - 10V, CURRENT - SINKING)					

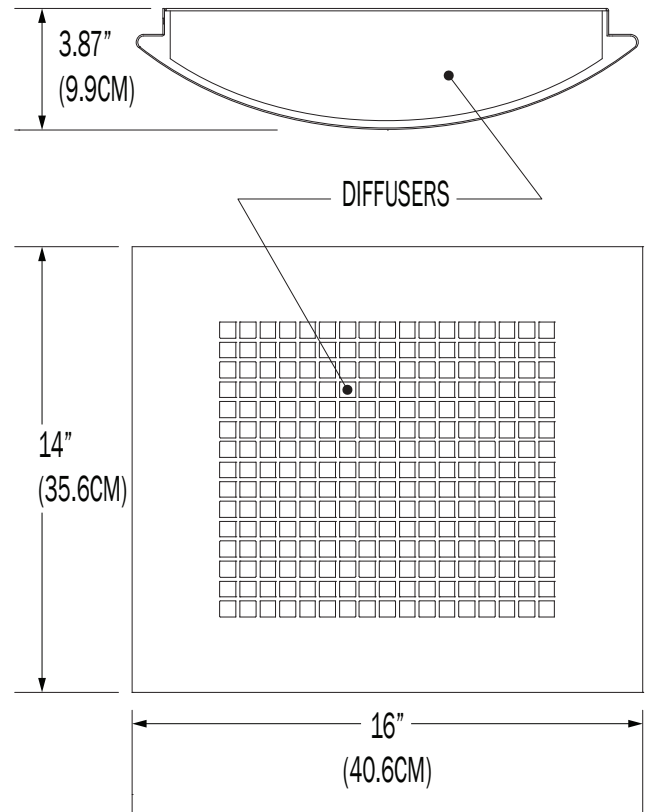
1. SIZE 13 IS DESIGNED FOR INDOOR APPLICATIONS ONLY
 2. PLATED FINISHES ARE INDOOR APPLICATIONS ONLY

NOTE: SOME OPTIONS MAY NOT BE COMPATIBLE WITH OTHERS. ALL SPECIFICATIONS ARE SUBJECT TO CHANGE WITHOUT NOTICE. CONTACT TMS LIGHTING FOR UPDATED SPECIFICATIONS.

AM200GR - 13"



AM200GR - 16"



CUSTOM

NOTE: THIS FIXTURE CAN BE CUSTOMIZE. DIMENSION, LAMP TYPES, ENCLOSURE, AND COLOR CAN BE MODIFIED TO SUIT YOUR LIGHTING AND ARCHITECTURAL REQUIREMENTS. CONTACT YOUR LOCAL REPRESENTATIVE FOR MORE DETAILS: <https://tmslighting.com/sales-agents.html>

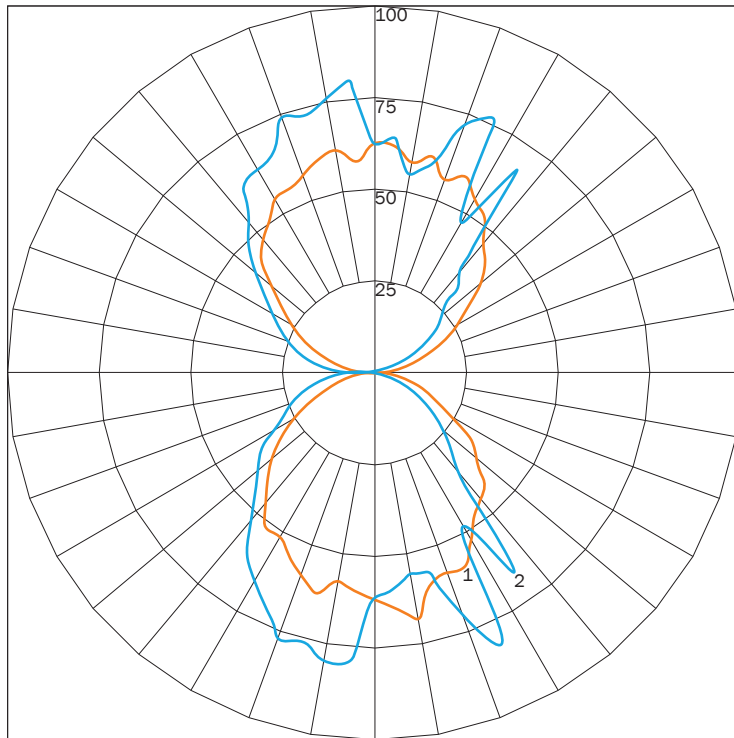
INDIRECT/DIRECT

PN	SIZES	ILLUMINATION	LUMENS	WATTAGE
AM200GR	13	14LED	361	14
	16	28LED	1215	28

IES INDOOR REPORT

PHOTOMETRIC FILENAME : AM200 GR 13 14LED SN OP.IES

POLAR GRAPH



MAXIMUM CANDELA = 81.92 LOCATED AT HORIZONTAL ANGLE = 0, VERTICAL ANGLE = 25
 # 1 - VERTICAL PLANE THROUGH HORIZONTAL ANGLES (90 - 270)
 # 2 - VERTICAL PLANE THROUGH HORIZONTAL ANGLES (0 - 180)

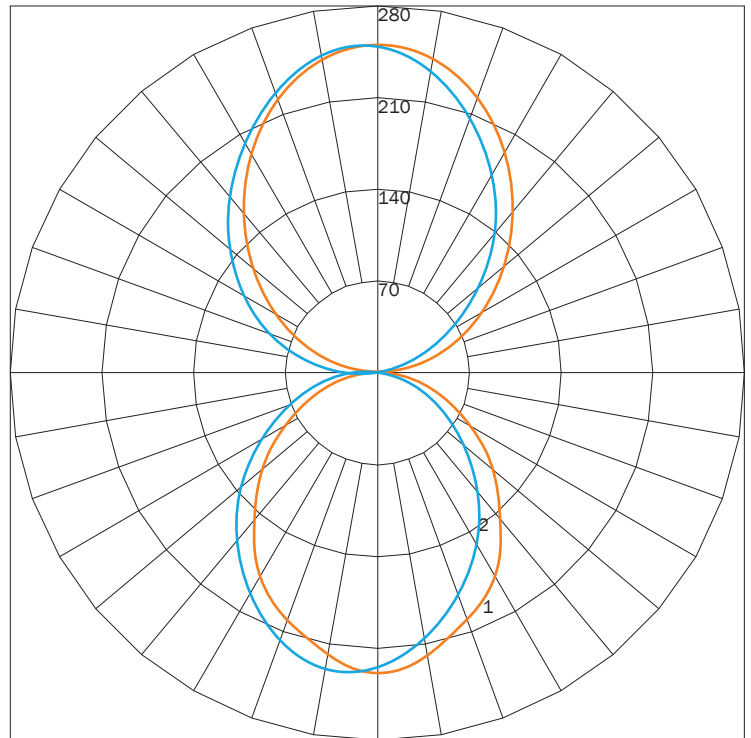
LUMINAIRE LUMENS
TOTAL LUMINAIRE EFFICIENCY
LUMINAIRE EFFICACY RATING
TOTAL LUMINAIRE WATTS

361
 NA
 22
 17

IES INDOOR REPORT

PHOTOMETRIC FILENAME : AM200 GR 16 28LED SN OP.IES

POLAR GRAPH



MAXIMUM CANDELA = 271.74 LOCATED AT HORIZONTAL ANGLE = 150, VERTICAL ANGLE = 175
 # 1 - VERTICAL PLANE THROUGH HORIZONTAL ANGLES (90 - 270)
 # 2 - VERTICAL PLANE THROUGH HORIZONTAL ANGLES (0 - 180)

LUMINAIRE LUMENS
TOTAL LUMINAIRE EFFICIENCY
LUMINAIRE EFFICACY RATING
TOTAL LUMINAIRE WATTS

1215
 NA
 37
 33

AVAILABLE FINISHES



SN
SATIN
NICKEL



CH
CHROME



BC
BLACK
CHROME



AC
ANTIQUÉ
COPPER



AB
ANTIQUÉ
BRASS



SB
SATIN
BRASS



PB
POLISHED
BRASS



F04
MATTE
WHITE



F05
GLOSS
WHITE



F09
PEWTER



F15
MATTE
BLACK



F16
GLOSS
BLACK



F18
SATIN
ALUMINUM



F24
MELTED
PLATINUM



F25
MELTED
GOLD



F26
MELTED
COPPER



F31
SILVER
METALLIC



F33
PYRITE
BRONZE



RAL
CUSTOM
COLOR
(RAL #)

NOTE: DISPLAYED FINISHES DIFFER BETWEEN SCREENS AS WELL AS PRINTERS AND MAY NOT ACCURATELY DEPICT COLOR.