

# ADMIRAL™ SCONCE

PROJECT: \_\_\_\_\_

TYPE: \_\_\_\_\_

QUANTITY: \_\_\_\_\_



PN: AD369

<b>APPLICATION</b>	<ul style="list-style-type: none"><li>• WALL MOUNT</li><li>• INDOOR OR OUTDOOR RATED</li><li>• ADA COMPLIANT</li></ul>
<b>DIMENSION</b>	<ul style="list-style-type: none"><li>• 18"H (46CM)</li><li>• DEPTH: 4" (10CM)</li></ul>
<b>ILLUMINATION</b>	<ul style="list-style-type: none"><li>• DIFFUSE</li><li>• LED 90CRI</li><li>• 263 LUMENS</li></ul>
<b>ELECTRICAL</b>	<ul style="list-style-type: none"><li>• 120 - 277V (347V CONSULT FACTORY)</li><li>• 10kA SURGE SUPPRESSION STANDARD</li></ul>
<b>DIFFUSERS</b>	<ul style="list-style-type: none"><li>• HIGH EFFICIENCY ACRYLIC</li></ul>
<b>MOUNTING</b>	<ul style="list-style-type: none"><li>• WALL, MOUNTED TO A 4"(10CM) J-BOX</li></ul>
<b>CONSTRUCTION</b>	<ul style="list-style-type: none"><li>• ALUMINUM</li></ul>
<b>FINISHES</b>	<ul style="list-style-type: none"><li>• AVAILABLE IN SEVERAL TMS POWDER COATED FINISHES</li><li>• CUSTOM RAL FINISHES AVAILABLE</li></ul>
<b>DIMMING</b>	<ul style="list-style-type: none"><li>• 0 - 10V STANDARD DIMMING</li></ul>



DIFFUSE

# ADMIRAL™ SCONCE



PROJECT: \_\_\_\_\_

TYPE: \_\_\_\_\_

QUANTITY: \_\_\_\_\_

## AD369

1      2      3      4      5      6      7

<b>1.</b>	<b>I</b>	<b>O</b>
APPLICATION	INDOOR	OUTDOOR

<b>2.</b>	<b>ILLUMINATION</b>	
	<b>14LED</b>	
LED (W)	14W	
LUMENS	263	

<b>3.</b>	<b>30K</b>	<b>35K</b>	<b>40K</b>
LED CCT	3000	3500	4000

<b>4.</b>	<b>120</b>	<b>277</b>
VOLTAGE	120V	277V

<b>5.</b>	<b>F04</b>	<b>F05</b>	<b>F09</b>	<b>F15</b>	<b>F16</b>	<b>F18</b>	<b>F24</b>	<b>F25</b>	<b>F26</b>	<b>F31</b>
FINISH	MATTE WHITE	GLOSS WHITE	PEWTER	MATTE BLACK	GLOSS BLACK	SATIN ALUMINUM	MELTED PLATINUM	MELTED GOLD	MELTED COPPER	SILVER METALLIC
	<b>F33</b>	<b>RAL</b>								
	PYRITE BRONZE	CUSTOM (SPECIFY)								

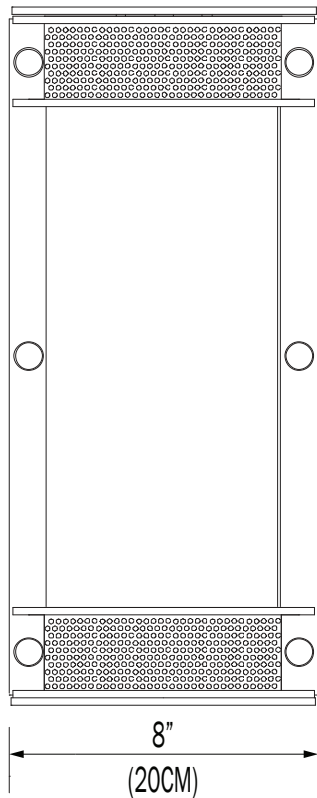
<b>6.</b>	<b>OP</b>	<b>SD</b>
DIFFUSER	OPAL - WHITE ACRYLIC	SAND - BLASTED WHITE ACRYLIC

<b>7.</b>	<b>---</b>	<b>DIML</b>
DIMMING <sup>1</sup>	NONE	LED DIMMING (0 - 10V, CURRENT - SINKING)

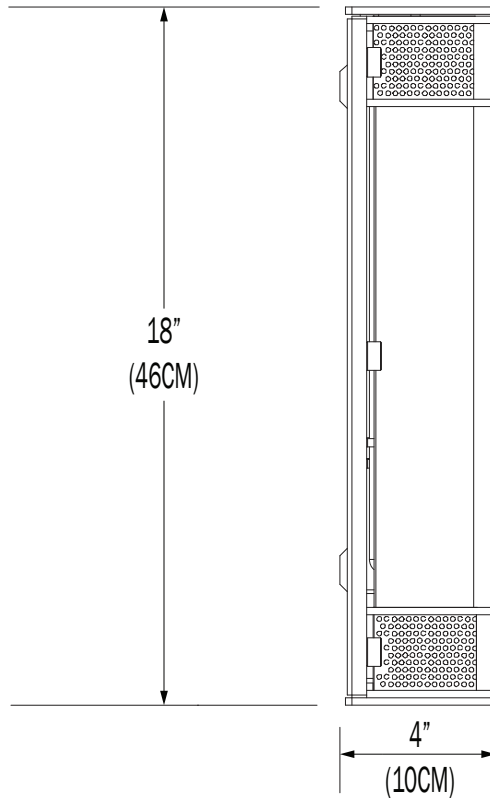
1. USE CURRENT - SINKING DIMMING SYSTEM (BY OTHERS) FOR LED DIMMING. COMPATIBILITY OF THIS PRODUCT IS NOT GUARANTEED WITH ALL CONTROL SYSTEMS

NOTE: SOME OPTIONS MAY NOT BE COMPATIBLE WITH OTHERS. ALL SPECIFICATIONS ARE SUBJECT TO CHANGE WITHOUT NOTICE. CONTACT TMS LIGHTING FOR UPDATED SPECIFICATIONS.

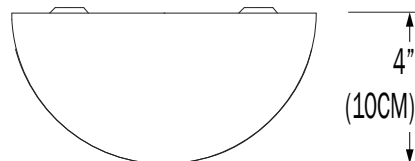
## FRONT



## PROFILE



## TOP/BOTTOM VIEW



### CUSTOM

NOTE: THIS FIXTURE CAN BE CUSTOMIZE. DIMENSION, LAMP TYPES, ENCLOSURE, AND COLOR CAN BE MODIFIED TO SUIT YOUR LIGHTING AND ARCHITECTURAL REQUIREMENTS. CONTACT YOUR LOCAL REPRESENTATIVE FOR MORE DETAILS: <https://tmslighting.com/sales-agents.html>

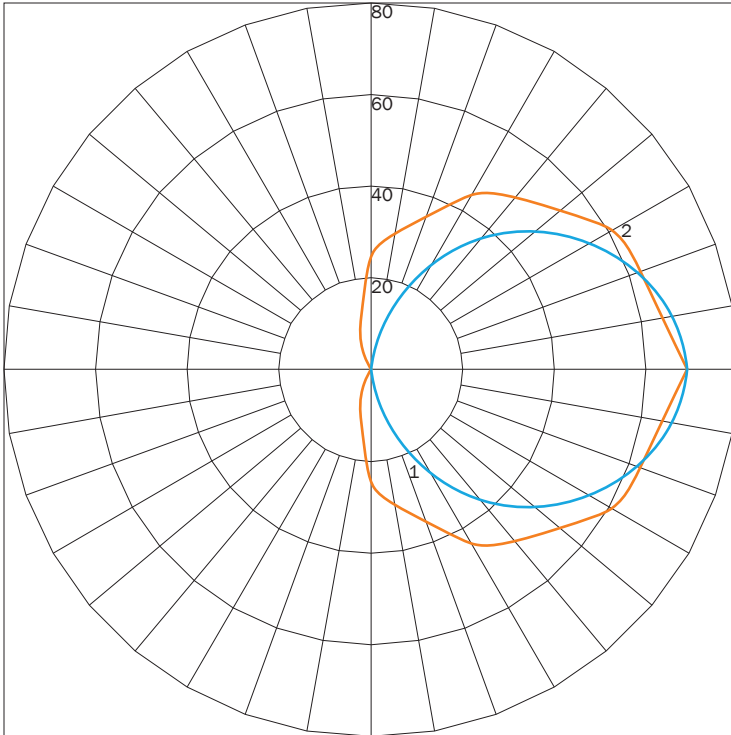
## DIFFUSE

PN	ILLUMIN	LUMENS	WATTAGE
AD369	14LED	263	14

### IES INDOOR REPORT

PHOTOMETRIC FILENAME : AD369 14LED F07.IES

### POLAR GRAPH



MAXIMUM CANDELA = 68.91 LOCATED AT HORIZONTAL ANGLE = 0, VERTICAL ANGLE = 90  
 # 1 - VERTICAL PLANE THROUGH HORIZONTAL ANGLES (0 - 180)  
 # 2 - HORIZONTAL CONE THROUGH VERTICAL ANGLE (90)

<b>LUMINAIRE LUMENS</b>	263
<b>TOTAL LUMINAIRE EFFICIENCY</b>	21%
<b>LUMINAIRE EFFICACY RATING</b>	NA
<b>TOTAL LUMINAIRE WATTS</b>	15

## AVAILABLE FINISHES



**F04**  
MATTE  
WHITE



**F05**  
GLOSS  
WHITE



**F09**  
PEWTER



**F15**  
MATTE  
BLACK



**F16**  
GLOSS  
BLACK



**F18**  
SATIN  
ALUMINUM



**F24**  
MELTED  
PLATINUM



**F25**  
MELTED  
GOLD



**F26**  
MELTED  
COPPER



**F31**  
SILVER  
METALLIC



**F33**  
PYRITE  
BRONZE



**RAL**  
CUSTOM  
COLOR  
(RAL #)

NOTE: DISPLAYED FINISHES DIFFER BETWEEN SCREENS AS WELL AS PRINTERS AND MAY NOT ACCURATELY DEPICT COLOR.